

Tips to Search in ContentDM

You can access the Pioneer Room's digital collections by clicking this link:

<https://cdm17446.contentdm.oclc.org/>

Contents

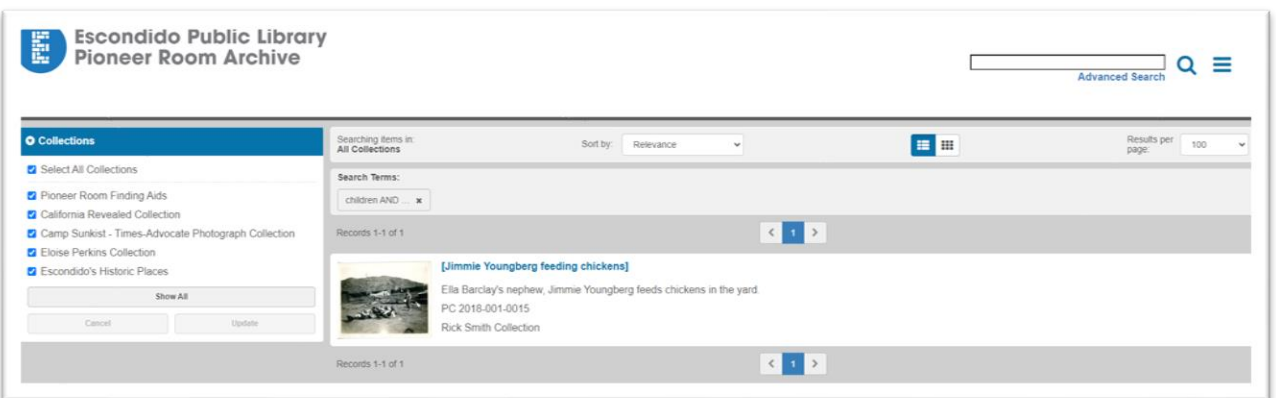
Search All Collections	2
View an Item in the Digital Collection	3
Search a Specific Collection from the Homepage	4
Sort and Display Items	5
Advanced Search.....	6
Wildcard Search.....	7

Search All Collections

Use the search box in the top right corner of the homepage. Type a word or phrase into the search bar to see if we have any items online that match your search.

You can narrow your search results using the menus on the left side of the page.

Another way to narrow your results when searching all collections is to use **AND** to connect your search term with another keyword. For example, typing the search “children” AND chickens” in the main search box shows you all the items that contain the keyword children as well as chickens.

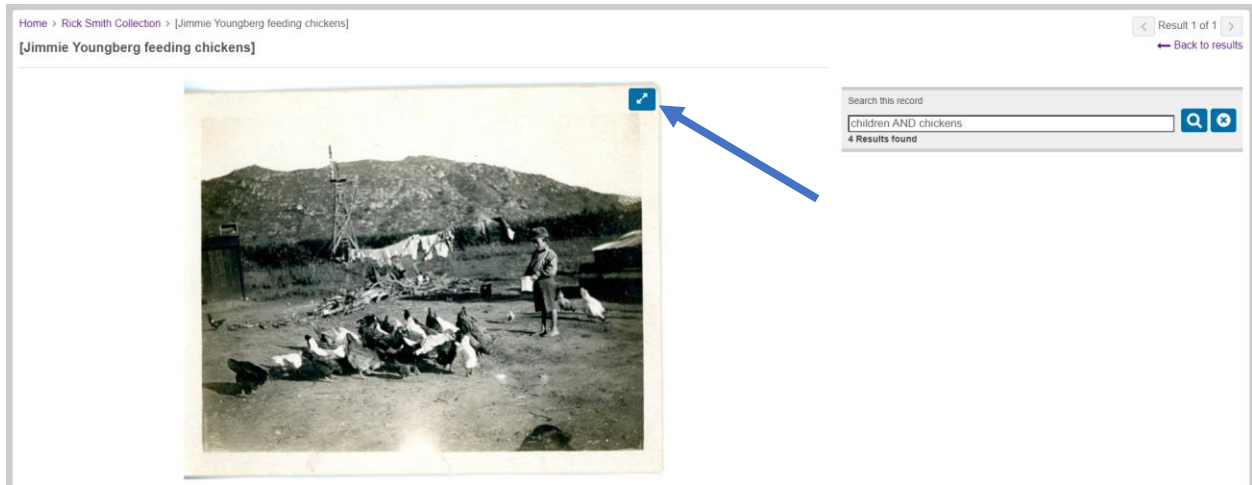


View an Item in the Digital Collection

Click on an image in the search results to view the item details page.

On the item details page, you can:

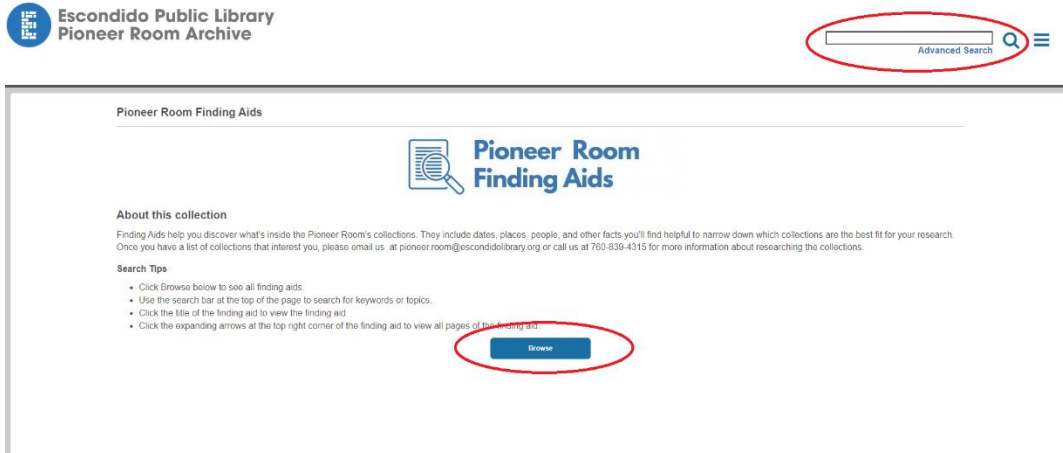
- Enlarge the item
- View other items in the collection
- Zoom and Rotate – first click the enlarge icon then use the buttons at the top of the image to zoom in and out, toggle to full page mode, and rotate the image



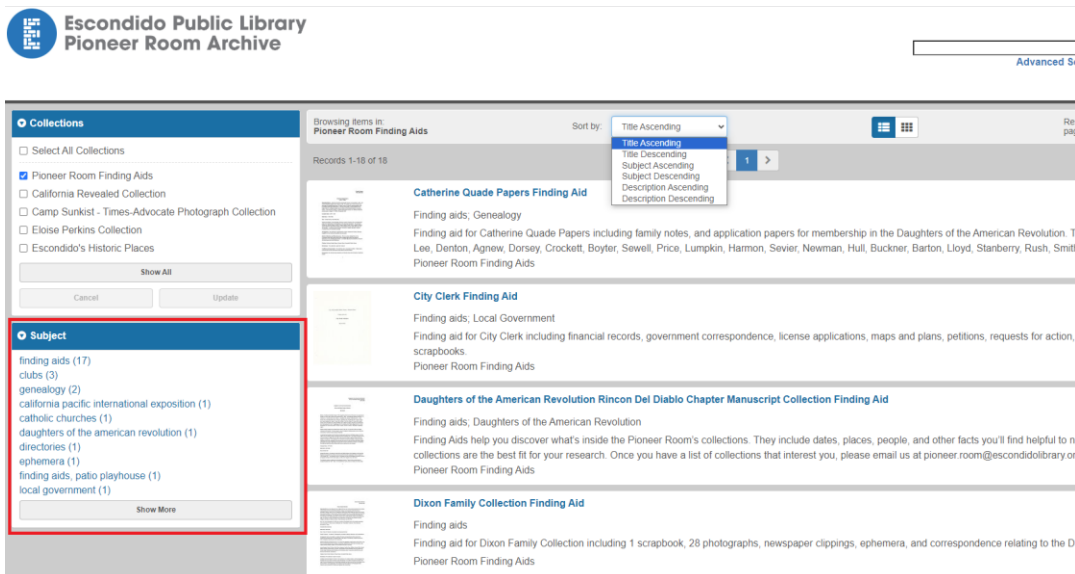
Search a Specific Collection from the Homepage

On the homepage, **Collection Cards** are in alphabetical order and you can read a quick overview about the collection.

- Click anywhere in the card for the collection you want to search to open the **Collection Landing Page**
- Type your search term in the box and then click the search icon to display the results.



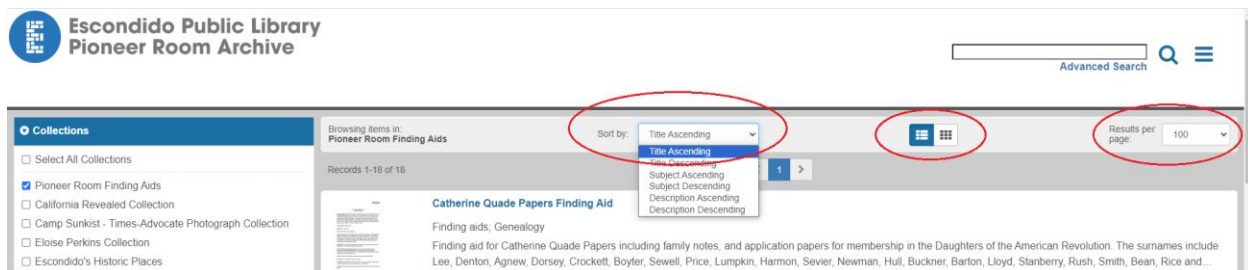
- You can also browse from the **Collection Landing Page** by clicking the **Browse** button.
- To search within the browse results for **Subject** use the menu in the left side of the screen.



Sort and Display Items

Sort and display options appear above the item's thumbnails on a search/browse page.

- Locate **Sort By** and select from the drop-down menu to sort by Title, Subject, or Description.
- Display items in **List View** or **Grid View** by clicking the corresponding icon.
- The number of results per page can be chosen from the drop-down menu in the upper right.



Advanced Search

Click **Advanced Search** on the top right corner of the homepage to see the advanced search features. Advance Search helps you narrow your search by **Collection**, **Search Term**, and **Date**.


- Collection – Check or uncheck the boxes next to the Collection you want to search
- Search Term – Use the drop-down menu to select the field to search within, then enter your search term, use the bottom drop-down menu to narrow your search even more.
- Date – Use the drop-down menu to search on, after, before, or between the date, then enter the date into the next box.

Once you've entered your search parameters, click the **Search** button to complete your search!

The screenshot shows the Escondido Public Library Pioneer Room Archive website. In the top right corner, there is a search bar with a magnifying glass icon and a menu icon. The text "Advanced Search" is circled in red. Below the search bar, the "Advanced Search" form is displayed. It has a title "Advanced Search" and a section for "Collections" with several items checked: "Select All Collections", "Pioneer Room Finding Aids", "California Revealed Collection", "Camp Sunkist - Times-Advocate Photograph Collection", "Eloise Perkins Collection", and "Escondido's Historic Places". There is a "Show All" button and "Cancel" and "Save" buttons. Below this is the "Enter Search Term:" section with a dropdown menu set to "All fields", a text input field with the placeholder "Please enter a Search Term", and another dropdown menu set to "All of the words". There is an "Add Row" button. Below that is the "Enter Date:" section with a dropdown menu set to "on", a date input field with the placeholder "e.g. yyyy, yyyy-mm, yyyy-mm-dd", and "Clear" and "Search" buttons. The "Search" button is circled in red. At the bottom of the page, there is a navigation bar with links for Home, Browse, About, Donate, Research Requests, Escondido Public Library, Facebook, Instagram, Internet Archive Collections, and Log In.

Wildcard Search

A wildcard search can be performed by adding an asterisk (*) to the end of a root word. The asterisk can indicate any number of letters. The wildcard search will give you all results relating to the root keyword. For example, typing EDUCAT* into the main search box will return any records containing: EDUCATION, EDUCATOR, EDUCATING, EDUCATE, etc.



Escondido Public Library
Pioneer Room Archive

Search Terms: business*

Records 1-4 of 5

Virginia Page Covington Papers Finding Aid
Finding aid for Virginia Page Covington Papers including correspondence, ancestor charts, family notes and photographs from the Page and Covington families. Allied families also included are Eagle, Oman, Raylor, Tucker, Denning, Scott, McElfresh, West, Binton, Kelly, Puffy, Lindsay, McClem, Stafford, Rawley, Cohee, Calton, Millsaps, Alderson, Lumstein, Carpenter, Williams and Powell. The localities covered are Maryland, Pennsylvania, Kentucky, Tennessee, and Virginia.
MS 1997-002
Pioneer Room Finding Aids

California Revealed Collection
California Revealed is a State Library initiative that helps public libraries, archives, museums, historical societies, and other heritage groups digitize, preserve, and provide online access to materials documenting California history.
California Revealed Collection
California Revealed Collection

Vision Doreing Finding Aid
Finding Aid for Vision Doreing Collection. This collection consists of yearbooks, rosters, and directories from various organizations within San Diego County including: California Federation of Women, Bonaird Woman's Club, Woman's Club of Carlsbad, Woman's Club of Escondido, Fairbrook Woman's Club, Alan Woman's Club, Woman's Club of Oceanside, CFWC Palomar District #24, Poway Woman's Club, San Diego Woman's Club, Valley Center Women's Club, American Association of University Women, League of Women Voters...
CA 2000-01
Pioneer Room Finding Aids

08 Interior, Escondido Lumber, Hay & Grain Company; group portraits
George V. Thomas, W. L. Ramey, and Howard Turney (LR) pictured inside the Escondido Lumber, Hay and Grain Company. Grain and baled hay hauled to the ELHSD from neighboring farms and were shipped to cattlemen everywhere (Escondido As It Was, pg. 50).
PC 91-1568
Escondido's Historic Places

12 Telephone Office
Edward Hatch was the manager of the Sunset Telephone Company. In 1905 there were 21 subscribers, and the office was at the back of the bank building at Grand Avenue and Lime Street. Hatch (left) is pictured around the Sunset Telephone Company switchboard with his staff. (Left to right) Ed J. Hatch, Harry Smith, Clarence Anderson, Olga McCurtie, Pearl Trembley, M. Johnson.
PC 91-1519
Escondido's Historic Places

Records 1-4 of 5